


# SPEAK<sup>®</sup>

Speaking Proficiency English Assessment Kit



PRACTICE TEST

## TABLE OF CONTENTS

General Information .....	2
Taking the Test .....	2
Score Results .....	2
Passing Scores .....	2
Practicing for the Test .....	3
Taking the SPEAK Practice Test .....	3
Practice Test General Directions .....	4
Practice Questions .....	5

## GENERAL INFORMATION

The purpose of the SPEAK test is to determine how well you speak English. The test consists of twelve questions and lasts about twenty minutes.

### Taking the Test

When you take the SPEAK test you will be given a test book, which will look very similar to this **Practice Test**. All the questions are printed in the test book and spoken by the interviewer on the test tape. When you answer each question, you will speak into a microphone, and your answers will be recorded on another tape. You will not have to write anything for the test.

### Score Results

Trained raters evaluate each response and assign score levels using descriptors of communicative effectiveness related to functions, coherence and use of cohesive devices, appropriateness of response to audience and situation, and linguistic accuracy. The assigned score levels for all responses are averaged to arrive at the final score, which is reported on a scale from 20 to 60 in increments of five (i.e., 20, 25, 30, 35, 40, 45, 50, 55, 60). Score level performance is described below.

SCALE	DESCRIPTION
60	Communication almost always effective
55	
50	Communication generally effective
45	
40	Communication somewhat effective
35	
30	Communication generally not effective
25	
20	No effective communication

### Passing Scores

ETS does not establish passing scores for the SPEAK test. Each institution that uses SPEAK scores determines for itself what scores are acceptable. If you have questions about how your scores will be interpreted, contact the institution that administered the test.

### **Practicing for the Test**

This **Practice Test** is similar to an actual **SPEAK** test and will help you to become familiar with the types of questions you might be asked during the actual test. To help you overcome nervousness before the day of the test, you might want to practice recording your voice by answering these practice questions. You could then listen to your voice and have a friend listen and give you feedback on your responses to the questions. The questions on the **Practice Test** are similar but not identical to the questions on an actual test. Responses to these **Practice Test** questions would not be acceptable on an actual test.

### **Taking the SPEAK Practice Test**

You should have two tape recorders available as you take the **SPEAK Practice Test**. Use one recorder to play the test tape and use the other recorder to record your responses. Don't stop either machine at any time during the test.

**When you are ready to take the Practice Test, go on to the next page.**

# **SPEAK PRACTICE TEST**

## **General Directions**

In the SPEAK test, you will be able to demonstrate how well you speak English. The test will last approximately twenty minutes. You will be asked questions by an interviewer. The questions are printed in the test book and the time you will have to answer each one is printed in parentheses after the question. You are encouraged to answer the questions as completely as possible in the time allowed. While most of the questions on the test may not appear to be directly related to your academic or professional field, each question is designed to tell the raters about your oral language ability. The raters will evaluate how well you communicate in English.

As you speak, your voice will be recorded. Your score for the test will be based on your speech sample. Be sure to speak loudly enough for the machine to record clearly what you say. Now please start your tape recorder so that it will record what you say. Your tape recorder should now be running and recording. Do not stop your tape recorder at any time during the test. If you have a problem with the tape recorder during the SPEAK test, notify the test supervisor immediately.

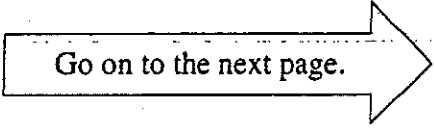
Now the interviewer will ask you three questions about yourself. These questions are for practice and will not be scored, but it is important that you answer them. [Note: You will be given an examinee identification number before you take the test.]

What is your examinee identification number? (10 seconds)

What is the weather like today? (10 seconds)

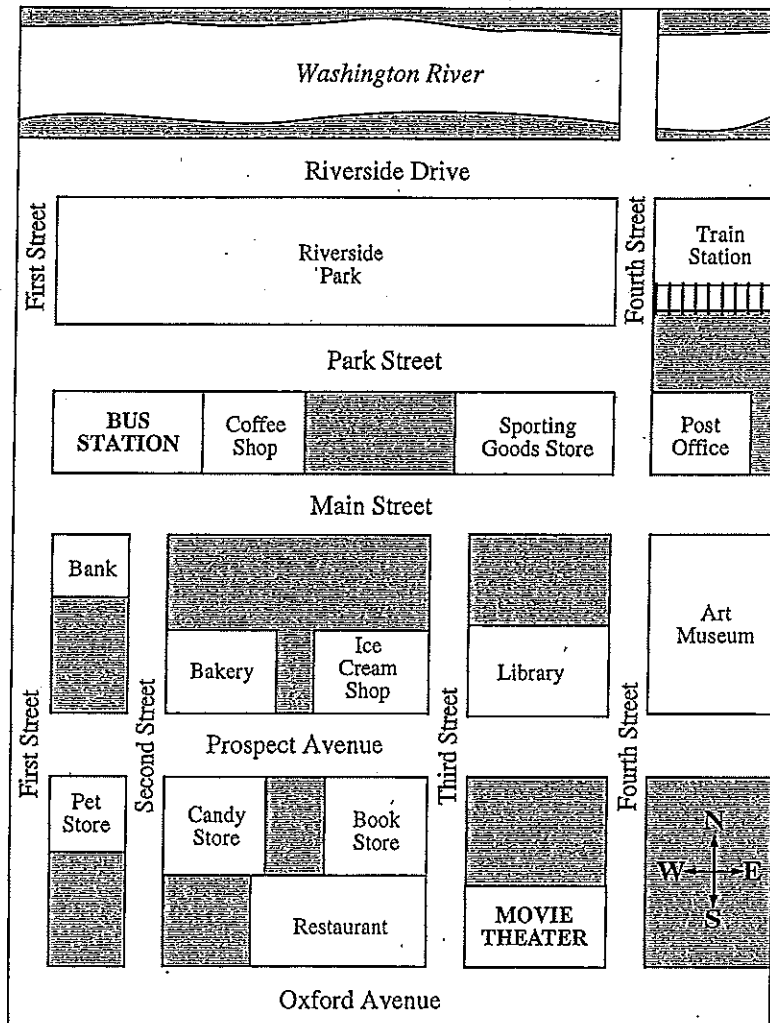
What are your plans for the rest of the day? (10 seconds)

Now the test will begin. Be sure to speak clearly and say as much as you can in responding to each question.

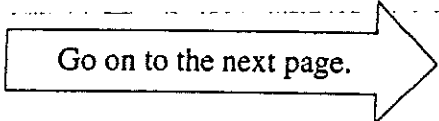


Go on to the next page.

Imagine that we are colleagues. This is a map of a neighboring town which you have suggested that I visit. You will have 30 seconds to study the map. Then I'll ask you some questions about it.




1. Choose one place on the map that you think I should visit and give me some reasons why you recommend this place. (30 seconds)
  
2. I'd like to see a movie. Please give me directions from the bus station to the movie theater. (30 seconds)
  
3. One of your favorite movies is playing at the theater. Please tell me about the movie and why you like it. (60 seconds)




Go on to the next page.




Now please look at the six pictures below. I'd like you to tell me the story that the pictures show, starting with picture number 1 and going through picture number 6. Please take one minute to look at the pictures and think about the story. Do not begin the story until I tell you to do so.




1




2



3



4

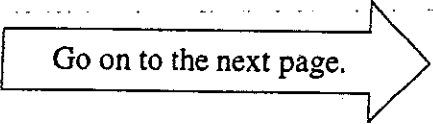


5



6

4. Tell me the story that the pictures show. (60 seconds)
5. What could the painters have done to prevent this? (30 seconds)
6. Imagine that this happens to you. After you have taken the suit to the dry cleaners, you find out that you need to wear the suit the next morning. The dry cleaning service usually takes two days. Call the dry cleaners and try to persuade them to have the suit ready later today. (45 seconds)
7. The man in the pictures is reading a newspaper. Both newspapers and television news programs can be good sources of information about current events. What do you think are the advantages and disadvantages of each of these sources? (60 seconds)



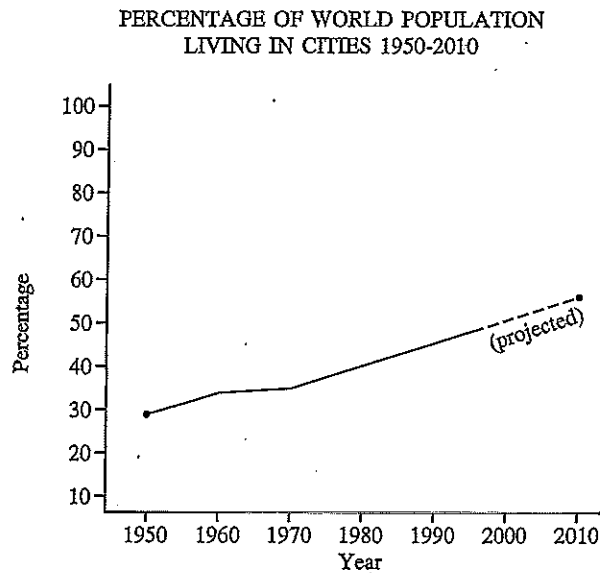
Go on to the next page.

Now I'd like to hear your ideas about a variety of topics. Be sure to say as much as you can in responding to each question. After I ask each question, you may take a few seconds to prepare your answer, and then begin speaking when you're ready.

8. Many people enjoy visiting zoos and seeing the animals. Other people believe that animals should not be taken from their natural surroundings and put into zoos. I'd like to know what you think about this issue. (60 seconds)
- 

9. I'm not familiar with your field of study. Select a term used frequently in your field and define it for me. (60 seconds)
- 

10. The graph below presents the actual and projected percentage of the world population living in cities from 1950 to 2010. Describe to me the information given in the graph. (60 seconds)



11. Now discuss what this information might mean for the future. (45 seconds)

12. Now please look at some information about a trip to Washington, D.C., that has been organized for the members of the Forest City Historical Society. Imagine that you are the president of this organization. At the last meeting you gave out a schedule for the trip, but there have been some changes. You must remind the members about the details of the trip and tell them about the changes indicated on the schedule. In your presentation do not just read the information printed, but present it as if you were talking to a group of people. You will now have one minute to plan your presentation. Do not start speaking until I tell you to do so.

☆☆

**FOREST CITY HISTORICAL SOCIETY  
TRIP TO WASHINGTON, D.C.**

☆☆

**Date:** Saturday, April 8 12

**Transportation:** Chartered Bus

**Depart:** 8:00 ~~8:30~~ a.m. — Community Center parking lot

**Itinerary:** 10:30 a.m. — Guided Tour of White House  
12:30 p.m. — Lunch\* - Rock Creek Park  
3:00 p.m. — National Museum of History and Technology (lecture - 4:00 p.m.)  
6:30 p.m. — Dinner - *Capital Inn* Embassy Restaurant Georgetown

**Return:** 10:00 p.m. (approximately)

**Cost:** ~~\$20.00~~ (excluding admissions and dinner)  
\$25.00

---

\* Bring your own

(90 seconds)

**STOP**